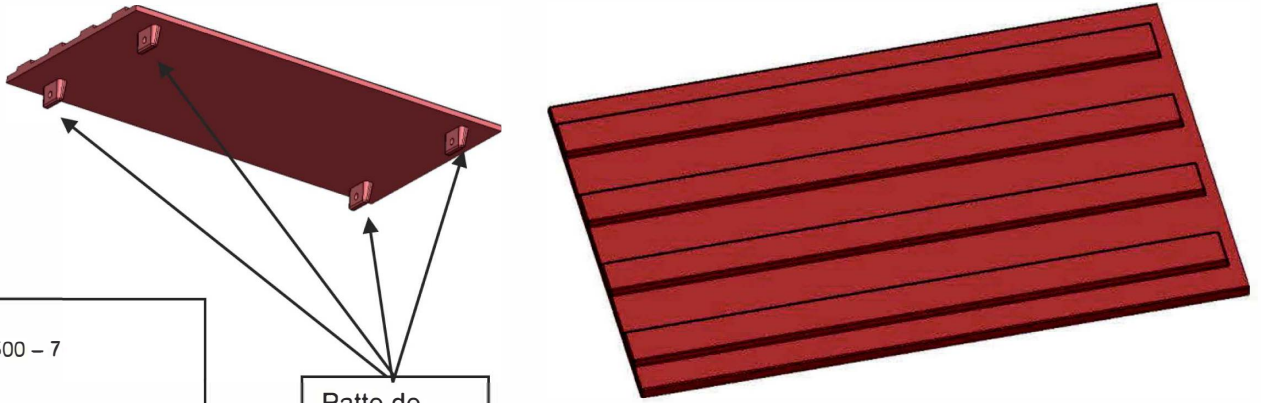


BANDE DE GUIDAGE PMR





Patte de scellement

MATIERE :
FONTE EN - GJS - 500 - 7

REVETEMENT :
OXYRU

OPTION :
Allonge de scellement



Tolérance Dimensionnelle : ISO 8082-3 DCTG12	INDICE	00
	DATE	05/03/2018
	REDACTEUR	AT
	VISA	<i>BT</i>