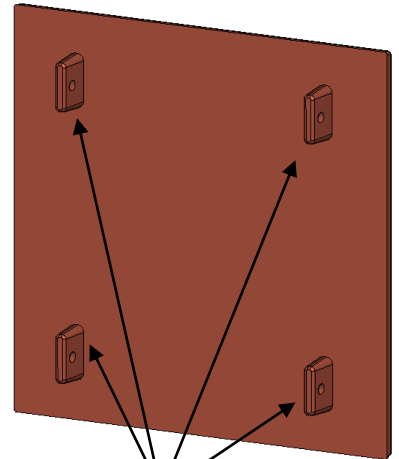



# PLAQUE VELO

## 300x300mm



Patte de scellement

CODE	A	B	H	E
<b>21677AV</b>	300	300	10	5

**MATIERE :**

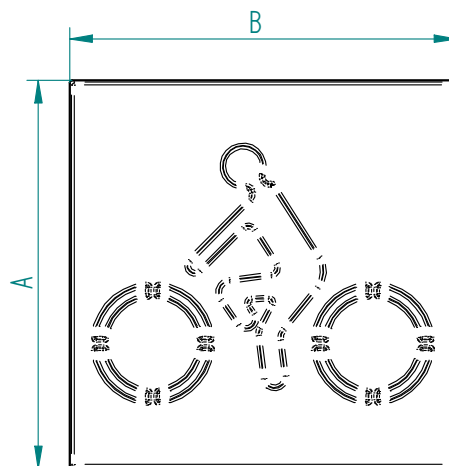
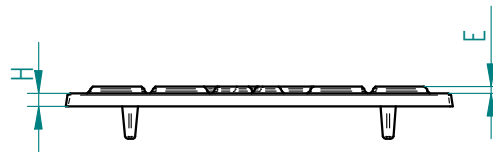
FONTA EN - GJS - 500 - 7

**RETEMENT :**

OXYRU

**OPTION :**

Allonge de scellement



Tolérance Dimensionnelle : ISO 8082-3 DCTG12	INDICE	00
	DATE	01/03/2018
	REDACTEUR	JC
	VISA	BT